

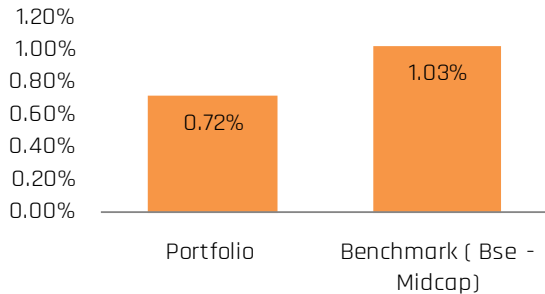
### ACE- Mid Cap

Inception Date : 20-May-2020

No. of Stocks : 10

Benchmark : BSEMidcap

#### Dividend Yield



#### Strategy Snapshot

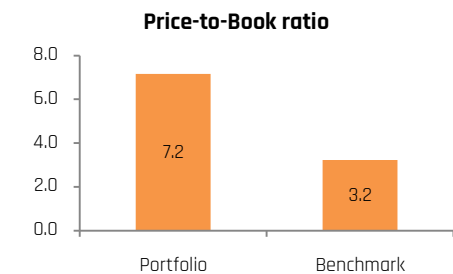
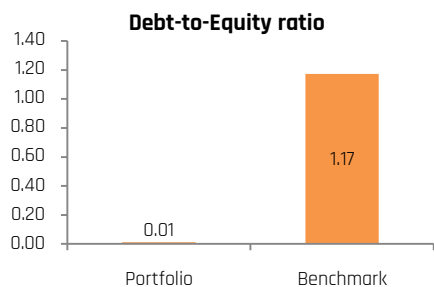
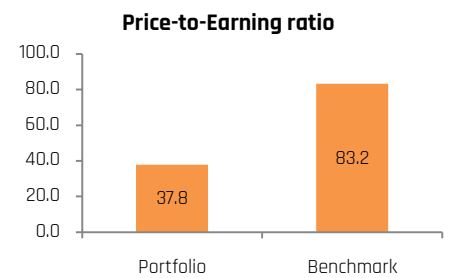
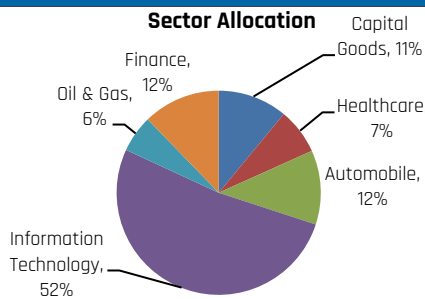
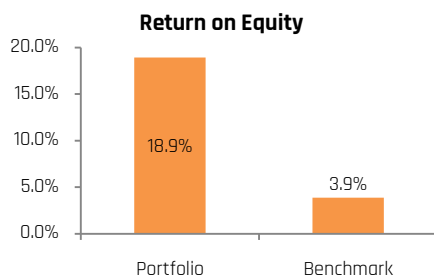
1. Stocks have been selected strictly from the Midcap universe primarily largest 150 stocks beyond top 100 stocks.
2. Mid-Cap basket offers exposure to stocks from a pool of top industry players with strong fundamentals and attractive prices.
3. These stocks are the next level industry leaders after the large-caps and offer exposure to a wide variety of industries.
4. Mid-cap portfolio will have 10-12 stocks. Portfolio can have significantly higher volatility compared to Large-caps hence it is suitable for aggressive investors.

Performance (Model Portfolio) (as of August 31, 2021)	Last 1 Mo	Last 3 Mo	Last 6 Mo	Last 1 Yr	Since Inception
Portfolio	3.09%	31.13%	42.23%	92%	147.86%
Benchmark	3.32%	9.63%	19.39%	62.70%	111.50%

Performance up to 1 Year is absolute

#### Fundamental Parameters

#### Valuation Parameters



Email: retailresearch@acm.co.in

Research Analyst Registration Number: INH000002483

CIN: U65990MH1993PLC075388

An ISO 9001:2015 Certified Company

Download Investmentz app:



Follow us on:



#### Disclaimer :

Past performance is not indicative of future performance and future results. Above portfolio performances are past fees and Performance computed on model portfolio. The recommendations made by ACMIL could be those that are based on its own research. Individual returns of Clients for a particular portfolio may vary significantly from the performance of the other portfolios. No claims may be made or entertained for any variances between the performance depictions and individual portfolio performance. Investments in securities market are subject to market risk, read all the related documents carefully before investing.