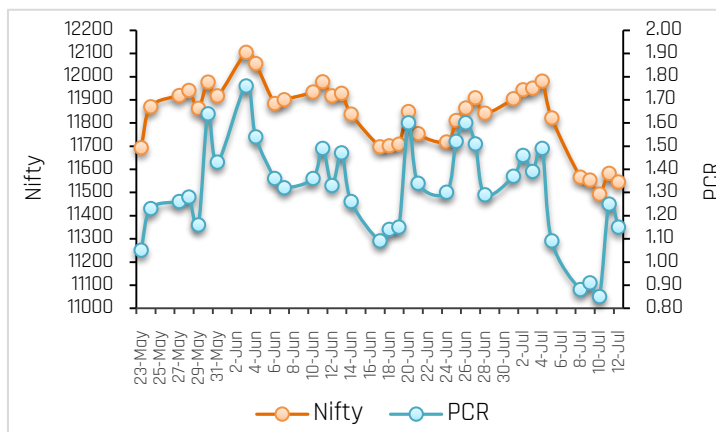


PARTICULARS	Last Closing	Previous Week	% Change
NIFTY SPOT	11553	11811	-2.19
NIFTY FUTURES	11544	11821	-2.34
BANKNIFTY SPOT	30601	31476	-2.78
BANKNIFTY FUTURES	30601	31503	-2.87
NIFTY PCR	1.15	1.09	5.50
NIFTY PCR-VOL	0.87	0.70	24.29
NIFTY OI(In Mn)	20.1	19.6	2.50
BANKNIFTY OI(In Mn)	1.92	1.96	-2.04
INDIA VIX	11.99	13.06	-8.19
NIFTY HV	16.25	14.88	9.21
Nifty Basis Points	-8.15	9.80	-183.16

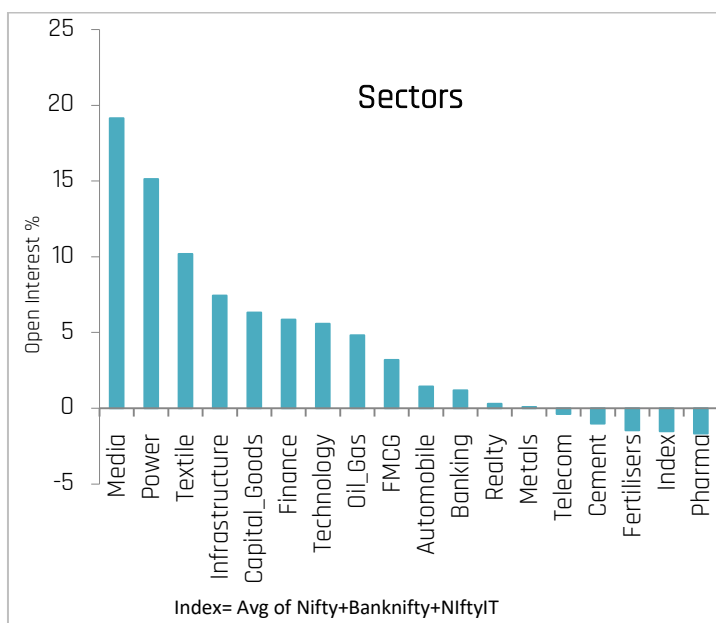
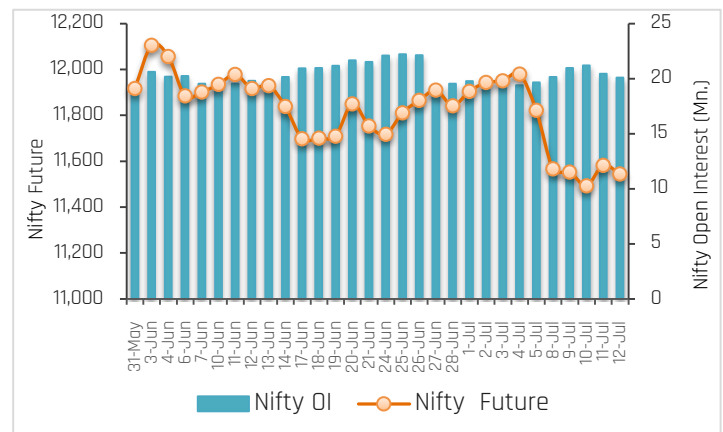
Index Outlook

Derivatives: Last week, India markets began on a weak note as heavy sell-off across all sectors dragged the benchmark indices sharply lower due to concerns arising from Budget declarations about raising public holdings, tax surcharges, and weak global cues. Finally, Nifty Futures settled on a negative note at 11544, down 2.34% (WoW) with addition in OI of 2.50% (WoW) indicating weakness for the short term. The India VIX fell down sharply by 8.19% during the week indicating low volatility in market. Nifty Put call ratio currently stands at 1.15, up 5.50% (WoW). Technically, the index on the weekly scale has taken short-term trendline support (11450) and saw some relief rally. Thus, the index managed to close the week above 11500. However, on daily scale, the index has closed below the recent swing low of 11630, indicating short-term weakness. On the higher side, 11800 will act as strong resistance where bearish gap is formed. On the downside, 11450 and 11215 (50WEMA) will act as strong supports. Going forward, Q1FY20 earnings, macroeconomic data, progress of monsoon, global geopolitical developments, the movement of Rupee against the Dollar, FIIs flow, and crude oil price movement will dictate the trend on the bourses next week.

Nifty OI Trend



Nifty Fut. Vs. Pcr



Sectoral Activity

- Last week, **Media, Power, Textile, Infrastructure, Capital Goods, and Finance**, stocks saw Open Interest addition. Top names included PVR, DISHTV, RECLTD, NTPC, SRF, ARVIND, ENGINEERSIN, NCC, BHEL, BEL, PFC, and BAJAJFINSV.
- Pharma, Fertilisers, and Cement** sector saw Open Interest unwinding on the back of short covering in the stocks.
- In the **Banking** space, **CANBK, BANKBARODA, KOTAKBANK, HDFCBANK,** and **ICICIBANK** saw long unwinding while short build-up was seen in **IDFCFIRSTB, AXISBANK, FEDERALBNK, IDBI,** and **UNIONBANK.**
- This week, some buying can be seen in **TVSMOTOR, AMARAJABAT, AMBUJACEM, BIOCON,** and **EXIDEIND** while selling pressure can be seen in **NTPC** and **ENGINEERSIN.**
- From sector space, **Fertilisers, Cement, Finance, Technology, Pharma, Banking,** and **Automobile** stocks are likely to remain in focus in the forthcoming week.

15-07-2019

Long Build-up			
Symbol	Price	OI Change	Price Change
PVR	1,731.00	47%	4%
DISHTV	31.25	21%	2%
RELINFRA	49.35	17%	2%
CUMMINSIND	750.85	12%	3%

Long Unwinding			
Symbol	Price	OI Change	Price Change
GAIL	147.25	-34%	-4%
BANKBARODA	126.35	-9%	-3%
VOLTAS	584.60	-7%	-5%
COLPAL	1,142.60	-7%	-3%

Short Build-up			
Symbol	Price	OI Change	Price Change
RECLTD	149.35	98%	-11%
INDIGO	1,353.85	71%	-14%
BATAINDIA	1,341.90	44%	-7%
BSOFT	74.90	29%	-16%

Short covering			
Symbol	Price	OI Change	Price Change
IGL	308.60	-36%	3%
GLENMARK	451.10	-22%	4%
HEROMOTOCO	2,537.85	-19%	2%
BIOCON	253.70	-8%	5%

Weekly Recommendation

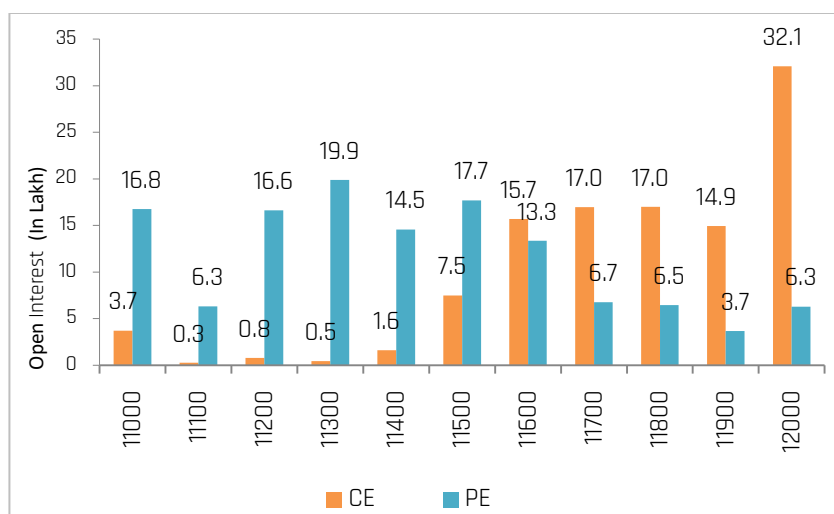
TVSMOTOR (429.90) - The stock has seen Open Interest addition of 15.56% along with positive price action indicating long build-up. The stock can be bought in the range of 424-428 with a stop loss of 414 on closing basis for a target of 445-450.

Target: 450 Stop Loss: 414

NTPC (127.70) - The stock has seen Open Interest addition of 20.52% along with negative price action indicating short build-up. The stock can be sold in the range of 129-130 with a stop loss of 134 on closing basis for a target of 120-118.

Target: 118 Stop Loss: 134

Nifty Options Snapshot



From the OI Concentration (25-July Series), maximum addition of Open Interest on the call options front exists at the strike prices of 11700 and 12000 (with nearly 17.0 lacs and 32.1 lacs shares outstanding respectively). This indicates these levels would act as the resistance zone on the upside. On the Put options front, maximum addition of Open Interest is at the strike prices of 11500 and 11300 (with nearly 17.7 lacs and 19.9 lacs shares outstanding respectively), indicating a stronger support zone on the downside.

Weekly Derivatives Synopsis

15-07-2019

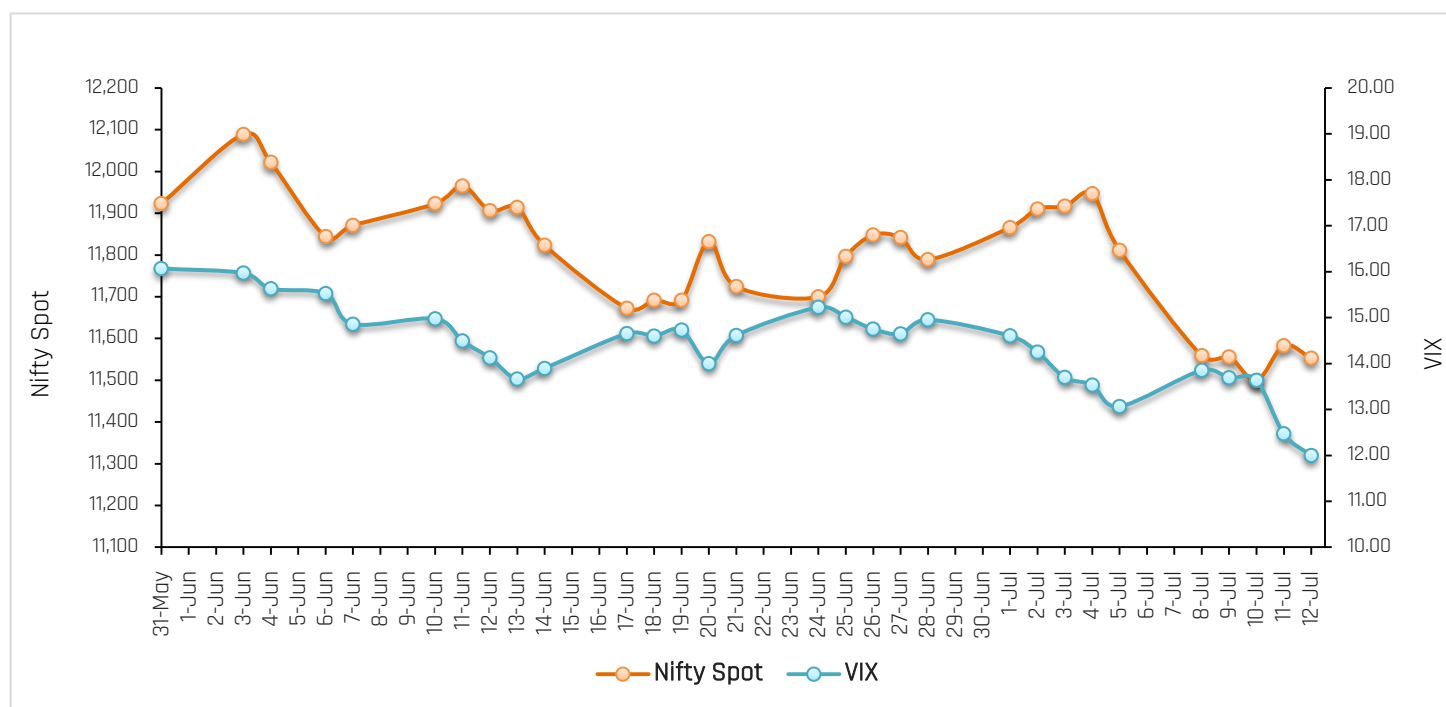
FII Stats (5 Days Trend)

(Rs. Cr.)	12-Jul	11-Jul	10-Jul	09-Jul	08-Jul
INDEX FUTURES	171	572	141	-1469	-2902
INDEX OPTIONS	702	1865	398	767	3070
STOCK FUTURES	296	870	-220	-236	-898
STOCK OPTIONS	-10	66	-75	7	-64

FII Open Interest Activity (Long & Short Ratio)

Date	Index Fut: Long/Short	Index Option: Long /Short	Index put: long /Short	Stock Fut Long/Short
5-Jul	1.37	3.17	2.05	1.58
8-Jul	1.01	2.91	2.51	1.54
9-Jul	0.88	2.50	2.74	1.51
10-Jul	0.90	2.19	2.98	1.49
11-Jul	0.94	3.17	3.29	1.52
12-Jul	0.96	3.08	3.09	1.53

NIFTY VS INDIA VIX (Last 30 Days Trend)



Observation: Any rise in India Vix this week would lead to either side movement in the index. As per the above chart, India Vix has strong support at around 11.00 and resistance stands at 15.00.

Weekly Advance Decline Ratio (Nifty Stocks)

Advances	12
Declines	32
Unchanged	06

ACMIIL Retail Research Products

Informational Products	Recommendation Products
Morning Notes	Momentum calls
Equi-Tea	Smart Delivery trades
Market Watch	Positional technical calls
Investor First	Investment ideas
Preview	Master trades High & Medium Risk
Market Pulse	Techno Funda
RBI Monetary Policy	Equity SIP
Budget Report	Mutual fund model portfolios
Weekly Derivatives Synopsis	Portfolio Doctor
Rollover Snapshot	
Rollover Analysis (Monthly)	

For More Information on Retail Research Products please visit
<http://www.investmentz.com/research-report/>

Retail Research Desk:

AkhilRathi	D: 91 22 2858 3210
HrshikeshYedve	D: 91 22 2858 3207
Neeraj Sharma	D: 91 22 2858 3208
RohanGawale	D: 91 22 2858 3213
VrindaAditya	D: 91 22 2858 3209
Dhiral Shah	D: 91 22 2858 3211

Email: retailresearch@acm.co.in

Research Analyst Registration Number:

INH000002483

CIN: U65990MH1993PLC075388

An ISO 9001:2015 Certified Company

Follow us on:



Information pertaining to Asit C. Mehta Investment Intermediates Limited (ACMIIL):

ACMIIL is a SEBI registered Stock Broker, Merchant Banker and Depository Participant. It is also an AMFI registered Mutual Fund Distributor. It does not have any disciplinary history. Its associate/group companies are Asit C. Mehta Commodity Services Limited, Asit C. Mehta Realty Services Pvt. Ltd, Asit C. Mehta Forex Pvt. Ltd, Nucleus IT Enabled Services, Asit C. Mehta Financial Services Limited (all providing services other than stock broking and Merchant banking).

Disclosures

ACMIIL/its associates and its Research analysts have no financial interest in the companies covered on the report. ACMIIL/its associates and Research analysts did not have actual/beneficial ownership of one per cent or more in the companies being covered at the end of month immediately preceding the date of publication of the research report. ACMIIL/its associates or Research analysts have no material conflict of interest, have not received any compensation/benefits for any reason (including investment banking/merchant banking or brokerage services) from either the companies covered neither are/nor were a client during the 12 months preceding the date of the research concerned/third parties with respect to the companies covered in the past 12 months. ACMIIL/its associates and research analysts have neither managed or co-managed any public offering of securities of the companies covered nor engaged in market making activity for the companies being covered. Further, the companies report. Further, the research analyst/s covering the companies covered herein have not served as an officer/director or employee of the companies being covered

Disclaimer:

This report is based on information that we consider reliable, but we do not represent that it is accurate or complete and it should not be relied upon such. ACMIIL or any of its affiliates or employees shall not be in any way responsible for any loss or damage that may arise to any person from any inadvertent error in the information contained in the report. To enhance transparency we have incorporated a Disclosure of Interest Statement in this document. This Follow us on: should however not be treated as endorsement of the views expressed in the report.