

Weekly Derivatives Synopsis

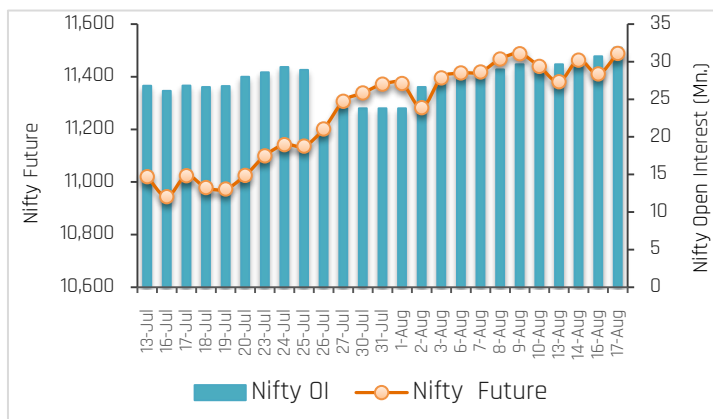
20-08-2018

PARTICULARS	Last Closing	Previous Week	% Change
NIFTY SPOT	11,471	11430	0.36
NIFTY FUTURES	11,488	11439	0.43
BANKNIFTY SPOT	28129	28124	0.02
BANKNIFTY FUTURES	28170	28167	0.01
NIFTY PCR	1.66	1.75	-5.14
NIFTY PCR-VOL	1.15	1.24	-7.26
NIFTY OI(In Mn)	31.8	29.9	6.39
BANKNIFTY OI(In Mn)	2.59	2.86	-9.44
INDIA VIX	13.16	12.85	2.41
NIFTY HV	10.84	10.42	4.03
Nifty Basis Points	17.70	9.75	7.95

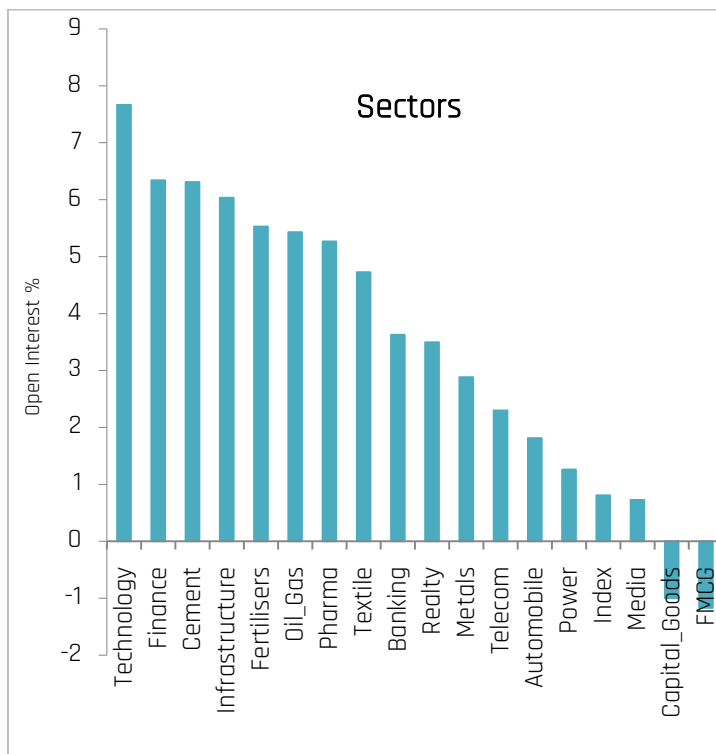
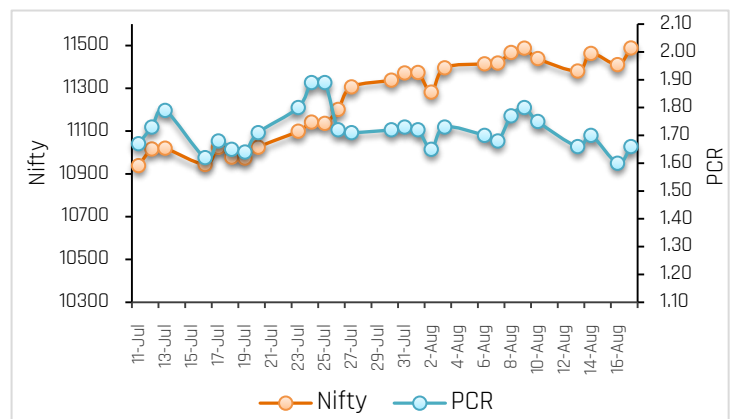
Index Outlook

Derivatives: The domestic stock market almost tested an all-time high last week and ended the week on a positive note closing at 11470, despite weakness in Rupee against Dollar. The meeting on escalating trade war between China and the US is scheduled next week, which will act as key trigger for the short term. Nifty Futures closed flat for the week at 11492 on a positive note with addition in OI of 6.61% (WoW). Nifty VIX for the week closed on a positive note at 13.16, up 2.41% (WoW). On the options front, Nifty Put call ratio currently stands at 1.66, down 5.14% (WoW). Technically, the index has taken trendline resistance, which is pegged around 11500 and has taken support around 11340-11350 levels. On the daily charts, RSI is forming a negative divergence. Thus, 11500-11550 will act as a hurdle for the next week whereas 11300 will act as support. Going forward, monsoon status, Dollar movement, and crude oil price movement will be the key market triggers.

Nifty OI Trend



Nifty Fut. Vs. Pcr



Sectoral Activity

- Last week, **Technology, Finance, Cement, Infrastructure, and Fertilisers** stocks saw Open Interest addition. Top names included **OFSS, KPIT, REPCOHOME, ICICIPRULI, GRASIM, AMBUJACEM, ENGINEERSIN, NBCC, TATACHEM, and UPL.**
- Capital Goods** and **FMCG** stocks saw Open Interest unwinding on the back of short covering, especially in **BERGEPAIN, TATAGLOBAL, GODREJCP, and CUMMINSIND.**
- In the **Banking** space, **AXISBANK, ICICIBANK, YESBANK, IDFCBANK, and UNIONBANK** saw long build up while **ALBK, SYNDIBANK, CANBK, KOTAKBANK, BANKBARODA, and ANDHRABANK** saw short build up.
- This week, some buying can be seen in **OFSS, AMBUJACEM, VGUARD, BAJFINANCE, KPIT, L&TFH, and GRASIM** while selling pressure can be seen in **REPCOHOME, ALBK, and BALRAMCHIN.**
- From sector space, **Banking, Technology, Finance, Fertilisers, FMCG, and Capital Goods** stocks are likely to remain in focus in the forthcoming week.

20-08-2018

Stocks to Watch Out (Weekly)

Long Build-up			
Symbol	Price	OI Change	Price Change
OFSS	4,056.05	54%	4%
APOLLOHOSP	1,189.25	32%	25%
PAGEIND	34,051.70	29%	8%
BALKRISIND	1,373.25	24%	9%

Long Unwinding			
Symbol	Price	OI Change	Price Change
EQUITAS	141.50	-19%	-2%
CHENNPETRO	306.10	-13%	-8%
DCBBANK	166.15	-8%	-2%
MUTHOOTFIN	406.70	-7%	-2%

Short Build-up			
Symbol	Price	OI Change	Price Change
ALBK	40.00	36%	-11%
IGL	277.20	30%	-7%
ICICIPRULI	391.40	30%	-6%
CADILAHC	358.25	29%	-5%

Short covering			
Symbol	Price	OI Change	Price Change
JETAIRWAYS	302.70	-27%	11%
TATAGLOBAL	243.30	-12%	4%
CHOLAFIN	1,489.35	-9%	3%
RAMCOCEM	682.90	-8%	3%

Weekly Recommendation

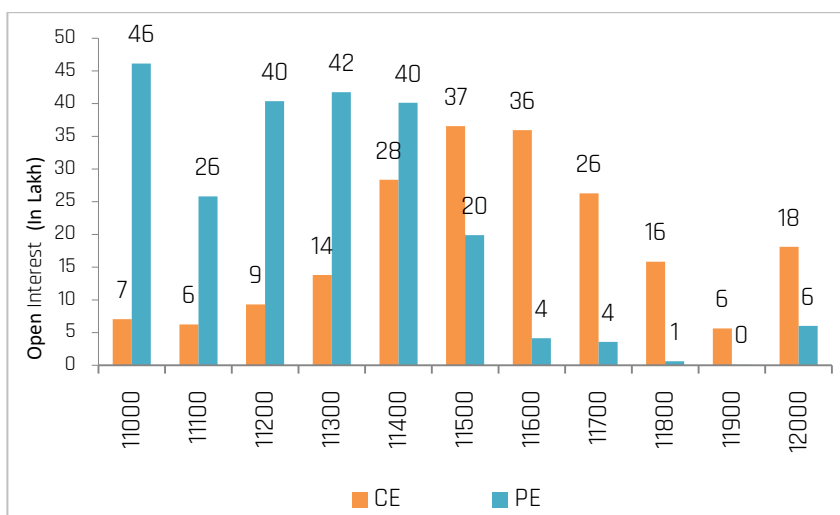
GRASIM (1045.1) - The stock has seen Open Interest addition of 21.87% along with positive price action indicating long build up. The stock can be bought in the range of 1035-1040 with a stop loss of 995 on closing basis for a target of 1100-1120.

Target: 1120 Stop Loss: 995

KPIT (295.65) - The stock has seen Open Interest addition of 18.35% along with positive price action indicating long build up. The stock can be bought in the range of 289-291 with a stop loss of 284 on closing basis for a target of 298-302.

Target: 302 Stop Loss: 284

Nifty Options Snapshot



From the OI Concentration (August Series), maximum addition of Open Interest on the call options front exists at the strike prices of 11500 and 11600 (with nearly 36.54 lacs and 35.93 lacs shares outstanding respectively). This indicates these levels would act as the resistance zone on the upside. On the Put options front, maximum addition of Open Interest is at the strike prices of 11300 and 11000 (with nearly 41.74 lacs and 46.11 lacs shares outstanding respectively), indicating a stronger support zone on the downside.

Weekly Derivatives Synopsis

20-08-2018

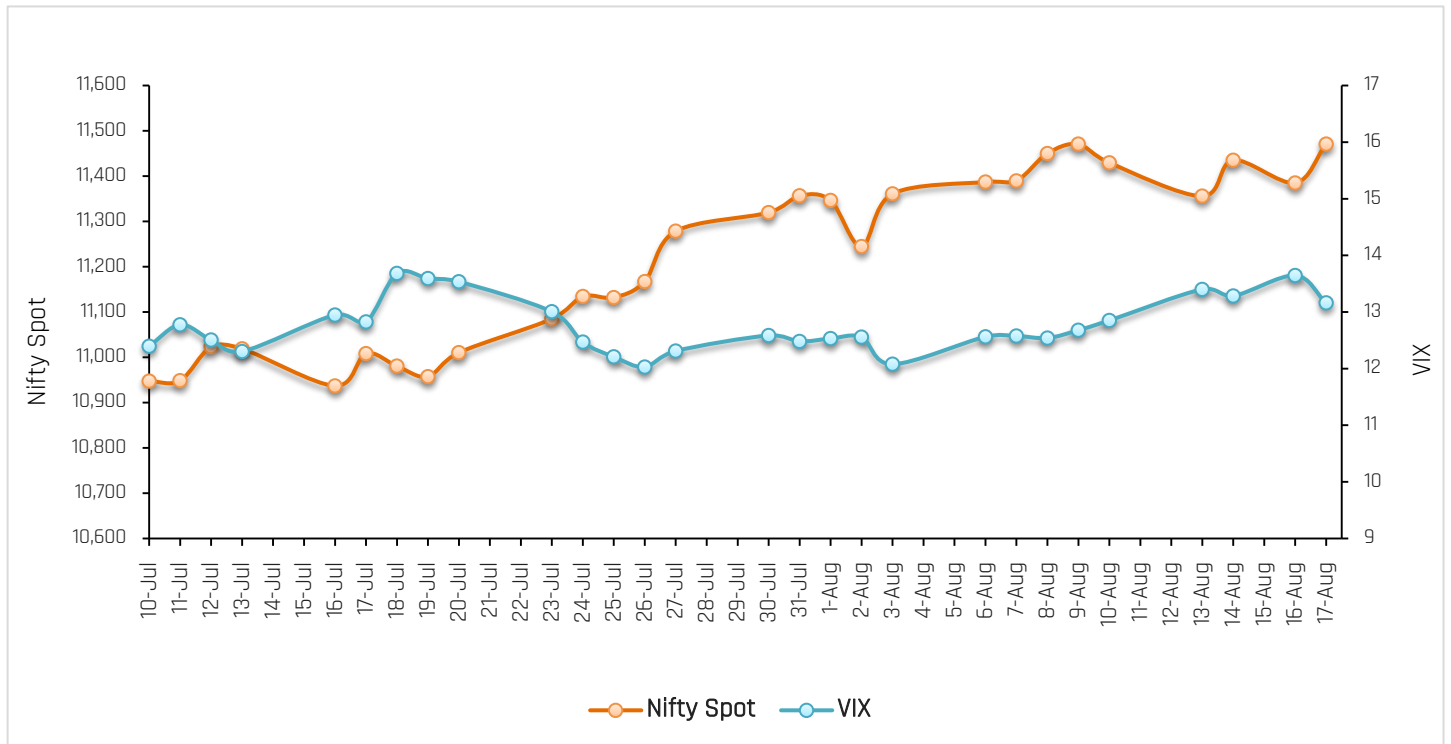
FII Stats (5 Days Trend)

(Rs. Cr.)	17-Aug	16-Aug	14-Aug	13-Aug	10-Aug
INDEX FUTURES	-695	-433	-711	-722	-223
INDEX OPTIONS	1914	2534	1134	-404	179
STOCK FUTURES	855	-21	64	479	105
STOCK OPTIONS	-212	-173	45	-79	194

FII Open Interest Activity (Long& Short Ratio)

Date	Index Fut: Long/Short	Index Option: Long /Short	Index put: long /Short	Stock Fut Long/Short
9-Aug	1.33	4.24	1.45	1.64
10-Aug	1.30	3.88	1.47	1.63
13-Aug	1.23	3.38	1.44	1.65
14-Aug	1.17	3.41	1.48	1.64
16-Aug	1.12	3.17	1.56	1.63
17-Aug	1.07	3.17	1.57	1.66

NIFTY VS INDIA VIX (Last 30 Days Trend)



Observation: Any rise in India Vix this week would lead to either side movement in the index. As per the above chart, India Vix has strong support at around 12.00 and resistance stands at 14.50.

Weekly Advance Decline Ratio (Nifty Stocks)

Advances	24
Declines	21
Unchanged	05

ACMIIL Retail Research Products

Informational Products	Recommendation Products
Morning Notes	Momentum calls
Equi-Tea	Smart Delivery trades
Market Watch	Positional technical calls
Investor First	Investment ideas
Preview	Master trades High & Medium Risk
Market Pulse	Techno Funda
RBI Monetary Policy	Equity SIP
Budget Report	Mutual fund model portfolios
Weekly Derivatives Synopsis	Portfolio Doctor
Rollover Snapshot	
Rollover Analysis (Monthly)	

For More Information on Retail Research Products please visit
<http://www.investmentz.com/research-report/>

Asit C. Mehta INVESTMENT INTERMEDIATES LTD.

Retail Research Desk:

Akhil Rathi	D: 91 22 2858 3210
Hrishikesh Yedve	D: 91 22 2858 3207
Neeraj Sharma	D: 91 22 2858 3208
Rohan Gawale	D: 91 22 2858 3213
Vrinda Aditya	D: 91 22 2858 3209
Dhiral Shah	D: 91 22 2858 3211

Email: retailresearch@acm.co.in

Research Analyst Registration Number:

INH000002483

CIN: U65990MH1993PLC075388

An ISO 9001:2008
Certified Company

Follow us on:



Information pertaining to Asit C. Mehta Investment Intermmediates Limited (ACMIIL):

ACMIIL is a SEBI registered Stock Broker, Merchant Banker and Depository Participant. It is also an AMFI registered Mutual Fund Distributor. It does not have any disciplinary history. Its associate/group companies are Asit C. Mehta Commodity Services Limited, Asit C. Mehta Realty Services Pvt. Ltd, Asit C. Mehta Forex Pvt. Ltd, Nucleus IT Enabled Services, Asit C. Mehta Financial Services Limited (all providing services other than stock broking and Merchant banking).

Disclosures

ACMIIL/its associates and its Research analysts have no financial interest in the companies covered on the report. ACMIIL/its associates and Research analysts did not have actual/beneficial ownership of one per cent or more in the companies being covered at the end of month immediately preceding the date of publication of the research report. ACMIIL/its associates or Research analysts have no material conflict of interest, have not received any compensation/benefits for any reason (including investment banking/merchant banking or brokerage services) from either the companies covered neither are/nor were a client during the 12 months preceding the date of the research concerned/third parties with respect to the companies covered in the past 12 months. ACMIIL/its associates and research analysts have neither managed or co-managed any public offering of securities of the companies covered nor engaged in market making activity for the companies being covered. Further, the companies report. Further, the research analyst/s covering the companies covered herein have not served as an officer/director or employee of the companies being covered

Disclaimer:

This report is based on information that we consider reliable, but we do not represent that it is accurate or complete and it should not be relied upon such. ACMIIL or any of its affiliates or employees shall not be in any way responsible for any loss or damage that may arise to any person from any inadvertent error in the information contained in the report. To enhance transparency we have incorporated a Disclosure of Interest Statement in this document. This Follow us on: should however not be treated as endorsement of the views expressed in the report.