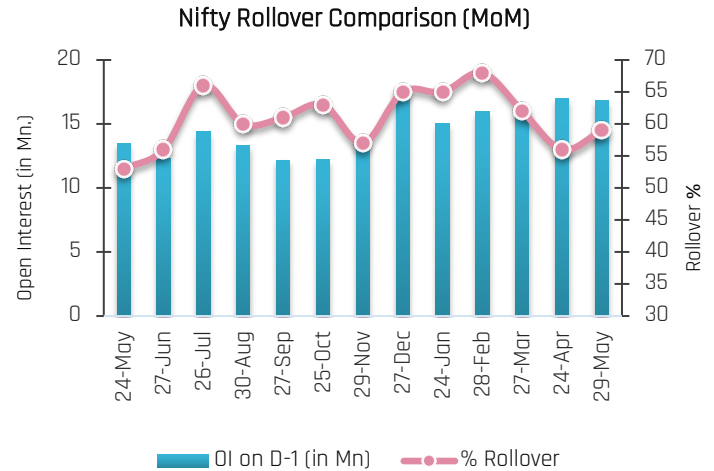


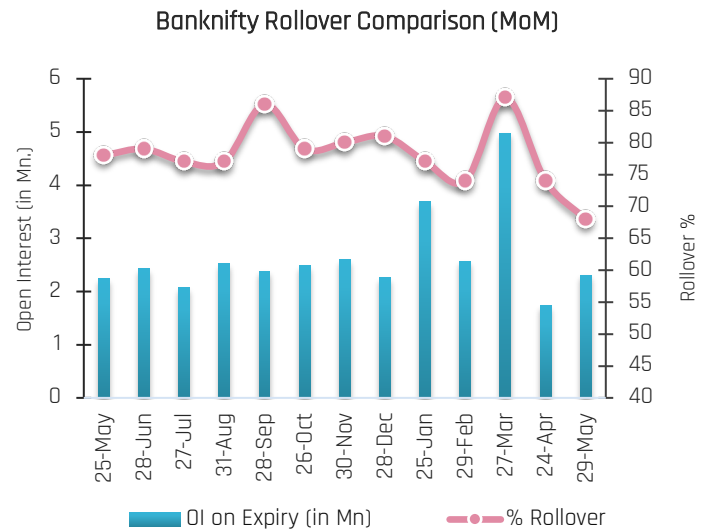
Nifty Rollover Analysis (D-1)

1. The rollover for Nifty Futures advances as **59%** positions got rolled over to the June series as on **D-1** days prior to expiry.
2. The current rollover is lower as compare with its three months average of **62%** respectively observed at the same point prior to expiry.
3. The rollover cost for long rollovers closed at **52 bps**.
4. The total open interest in Nifty Futures across all contracts stands at **16.82Mn** shares.
5. The Market wide May expiry rollover is at **77%** on **D-1** as compared to **78%** on same day of previous expiry.



Banknifty Rollover Analysis (MoM)

6. The BankNifty May expiry rollover is lower at **68%** as compared with **74%** on same day of previous expiry.
7. BankNifty will start the June series with higher OI of **2.31Mn** shares as compared with OI of **1.74Mn** shares at the beginning of the May series.
8. The rollover cost for long rollovers closed at **107 bps**.
9. The current rollover in BankNifty is lower as compare with its three months average of **79%** respectively observed at the same point prior to expiry.
10. As per options data, support for the index stands around 48000 and 47000 whereas resistance stands at 49000 and 50000 for the short term.



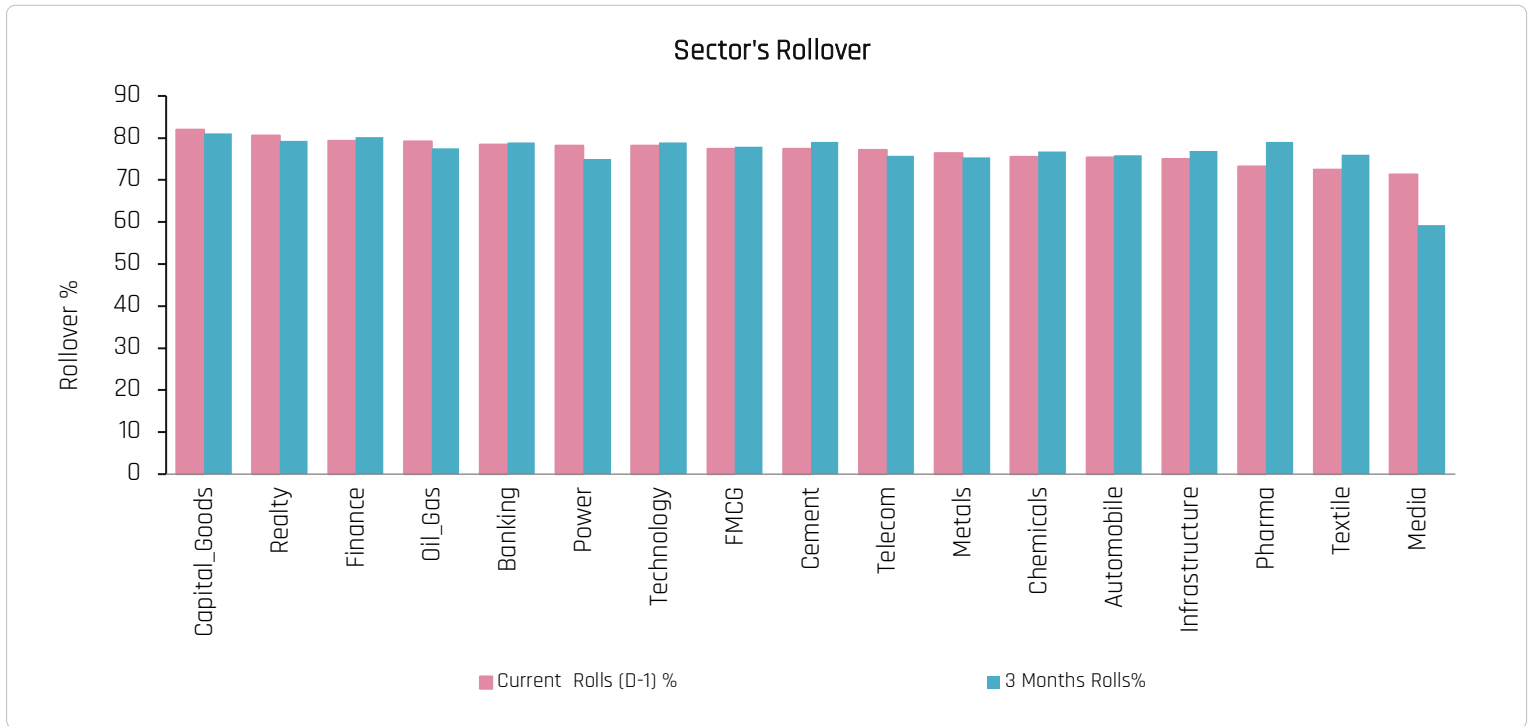
Positive Deviation in Rollover for NIFTY Stocks				
Symbol	Rollover	3 Months Avg	Divergence	Roll cost%
ITC	86%	68%	19%	-1.01
NTPC	84%	73%	11%	0.85
CIPLA	72%	61%	11%	0.74
TATACONSUM	80%	69%	10%	0.64
BPCL	80%	70%	10%	0.76

Negative Deviation in Rollover for NIFTY Stocks				
Symbol	Rollover	3 Months Avg	Divergence	Roll cost%
TATASTEEL	58%	75%	-16%	0.63
DIVISLAB	68%	79%	-11%	0.91
BAJAJ-AUTO	77%	85%	-8%	-0.17
ICICIBANK	73%	79%	-7%	0.55
HEROMOTOCO	76%	83%	-7%	0.77

Strong Rollover in Non Index Stocks				
Symbol	Rollover	3 Months Avg	Divergence	Roll cost%
ZEEL	90%	34%	57%	0.70
SAIL	89%	66%	23%	0.77
HINDPETRO	83%	69%	14%	0.62
JUBLFOOD	89%	77%	13%	-2.57
AUBANK	89%	77%	12%	-0.62

Weak Rollover in Non Index Stocks				
Symbol	Rollover	3 Months Avg	Divergence	Roll cost%
PEL	12%	82%	-70%	0.64
MARICO	45%	79%	-34%	0.54
SUNTV	48%	72%	-24%	0.40
MCDOWELL-N	62%	84%	-22%	0.63
LALPATHLAB	59%	81%	-22%	0.40

Sector Rollover Activity:



Asit C. Mehta

INVESTMENT INTERMEDIATES LTD.

Retail Research Desk:

Devang Shah E: devang.shah@acm.co.in
Neeraj Sharma E: neeraj.sharma@acm.co.in
Hrishikesh Yedve E: hrishikesh.yedve@acm.co.in
Ruchi Jain E: ruchi.jain@acm.co.in
Kamlesh Jain E: kamlesh.jain@acm.co.in
Email: retailresearch@acm.co.in

Download Investmentz app:



Follow us on:



Information pertaining to Asit C. Mehta Investment Intermmediates Limited (ACMIL):

ACMIL is a SEBI registered Stock Broker, Merchant Banker, Portfolio Manager, Research Analyst and Depository Participant. It is also a AMFI registered Mutual Fund Distributor. Its associate/group companies are Asit C. Mehta Commodity Services Limited, Nucleus IT Enabled Services, and Asit C. Mehta Financial Services Limited (all providing services other than stock broking, merchant banking and portfolio management services.)

Disclosures

ACMIL/its associates and its Research analysts have no financial interest in the companies covered on the report. ACMIL/its associates and Research analysts did not have actual/beneficial ownership of one per cent or more in the companies being covered at the end of month immediately preceding the date of publication of the research report. ACMIL/its associates or Research analysts have no material conflict of interest, have not received any compensation/benefits for any reason (including investment banking/ merchant banking or brokerage services) from either the companies concerned/third parties with respect to the companies covered in the past 12 months. ACMIL/its associates and research analysts have neither managed or co-managed any public offering of securities of the companies covered nor engaged in market making activity for the companies being covered. Further, the companies covered neither are/nor were a client during the 12 months preceding the date of the research report. Further, the Research analyst/s covering the companies covered herein have not served as an officer/director or employee of the companies being covered

Disclaimer:

This report is based on information that we consider reliable, but we do not represent that it is accurate or complete and it should not be relied upon such. ACMIL or any of its affiliates or employees shall not be in any way responsible for any loss or damage that may arise to any person from any inadvertent error in the information contained in the report. To enhance transparency we have incorporated a Disclosure of Interest Statement in this document. This should however not be treated as endorsement of the views expressed in the report.

You are also requested to refer to the disclaimer (which is deemed to be part and parcel and is applicable to this research report as well) :<http://www.investmentz.com/disclaimer>