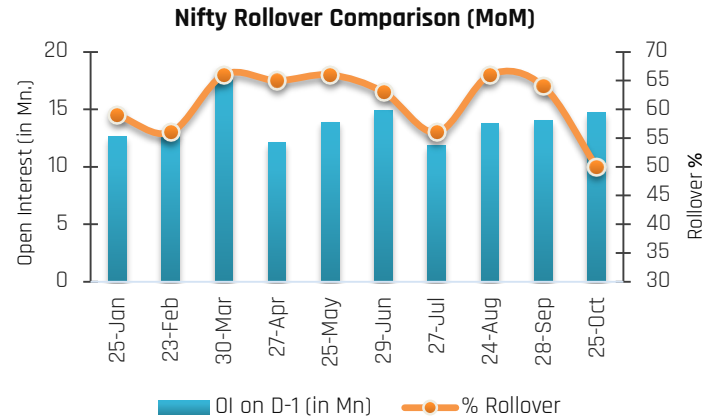


# ROLLOVER SNAPSHOT (D-1)

27-10-2022

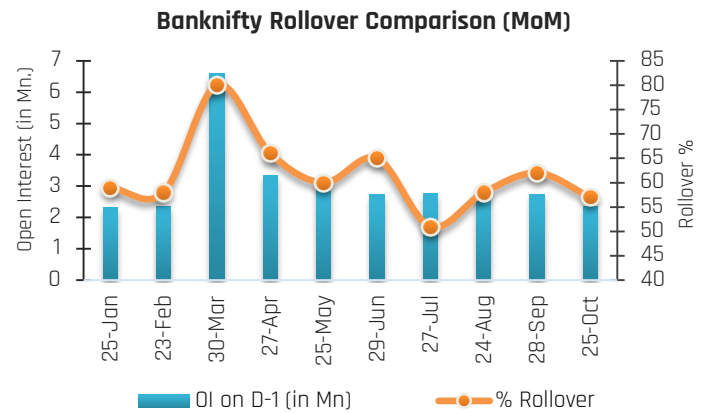
## Nifty Rollover Analysis

1. The rollover for Nifty Futures advances as **50%** positions got rolled over to the November series as on **D-1** days prior to expiry.
2. The current rollover is lower as compare with its three months average of **62%** respectively observed at the same point prior to expiry.
3. The rollover cost for long rollovers closed at **19** bps.
4. The total open interest in Nifty Futures across all contracts stands at **14.70Mn** shares.
5. The Market wide October expiry rollover is at **76%** on **D-1** as compared to **76%** on same day of previous expiry.



## Banknifty Rollover Analysis

6. The BankNifty October expiry rollover is lower at **57%** on **D-1** compared with **62%** on same day of previous expiry.
7. BankNifty Futures OI stands at **2.36mn** shares as against the OI of **2.75mn** shares on **D-1** of the last series.
8. The rollover cost for long rollovers closed at **41** bps.
9. The current rollover in BankNifty is in line as compare with its three months average of **57%** respectively observed at the same point prior to expiry.



### Positive Deviation in Rollover for NIFTY Stocks

Symbol	Rollover	3 Months Avg	Divergence	Roll cost%
SBILIFE	89%	71%	17%	0.42
HINDUNILVR	86%	70%	16%	-0.34
NESTLEIND	85%	72%	14%	-0.01
CIPLA	85%	74%	11%	-0.23
LT	85%	75%	10%	0.39

### Negative Deviation in Rollover for NIFTY Stocks

Symbol	Rollover	3 Months Avg	Divergence	Roll cost%
POWERGRID	63%	84%	-21%	-0.62
BPCL	59%	72%	-14%	0.07
TECHM	62%	75%	-13%	-0.81
DIVISLAB	74%	84%	-10%	0.36
COALINDIA	66%	74%	-8%	0.29

### Strong Rollover in Non Index Stocks

Symbol	Rollover	3 Months Avg	Divergence	Roll cost%
OBEROIRLTY	87%	68%	18%	0.61
IDEA	71%	54%	17%	0.58
LICHSGFIN	85%	71%	14%	0.40
CUB	78%	65%	13%	-1.58
TRENT	86%	74%	12%	0.43

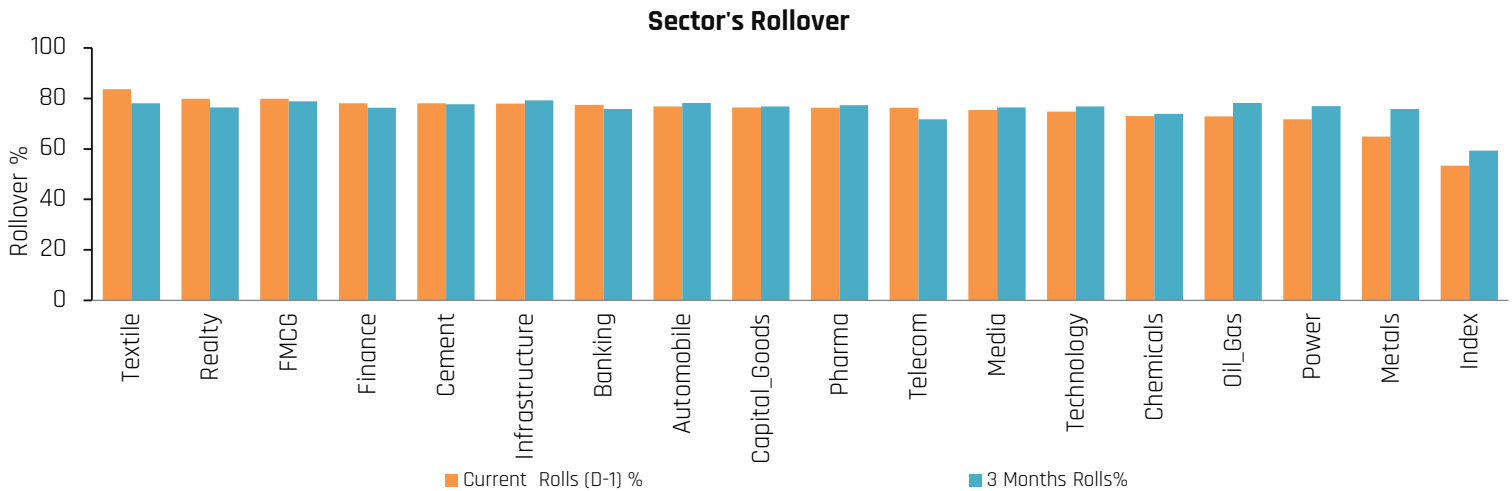
### Weak Rollover in Non Index Stocks

Symbol	Rollover	3 Months Avg	Divergence	Roll cost%
NMDC	15%	76%	-61%	-0.08
NATIONALUM	56%	75%	-19%	0.36
CUMMINSIND	60%	79%	-19%	0.31
ICICIPRULI	71%	88%	-17%	0.34
HINDPETRO	69%	84%	-15%	0.41

# ROLLOVER SNAPSHOT (D-1)

27-10-2022

## Sector Rollover Activity:



## Asit C. Mehta

INVESTMENT INTERMEDIATES LTD.

### Retail Research Desk:

Email: [retailresearch@acm.co.in](mailto:retailresearch@acm.co.in)

Research Analyst Registration Number:

INH000002483

CIN: U65990MH1993PLC075388

### Download Investmentz app:



### Follow us on:



Information pertaining to Asit C. Mehta Investment Intermmediates Limited (ACMIL):

ACMIL is a SEBI registered Stock Broker, Merchant Banker, Portfolio Manager and Depository Participant. It is also a AMFI registered Mutual Fund Distributor. It does not have any disciplinary history. Its associate/group companies are Asit C. Mehta Commodity Services Limited, Asit C. Mehta Realty Services Pvt. Ltd, Asit C. Mehta Forex Pvt. Ltd, Nucleus IT Enabled Services ,Asit C. Mehta Financial Services Limited (all providing services other than stock broking,merchant banking and portfolio management services.).

#### Disclosures

ACMIL/its associates and its Research analysts have no financial interest in the companies covered on the report. ACMIL/its associates and Research analysts did not have actual/beneficial ownership of one per cent or more in the companies being covered at the end of month immediately preceding the date of publication of the research report. ACMIL/its associates or Research analysts have no material conflict of interest, have not received any compensation/benefits for any reason (including investment banking/ merchant banking or brokerage services) from either the companies concerned/third parties with respect to the companies covered in the past 12 months. ACMIL/its associates and research analysts haveneither managed or co-managed any public offering of securities of the companies covered nor engaged in market making activity for the companies being covered. Further, the companies covered neither are/nor were a client during the 12 months preceding the date of the research report. Further, the Research analyst/s coveringthe companies covered herein have not served as an officer/director or employee of the companies being covered

#### Disclaimer:

This report is based on information that we consider reliable, but we do not represent that it is accurate or complete and it should not be relied upon such. ACMIL or any of its affiliates or employees shall not be in any way responsible for any loss or damage that may arise to any person from any inadvertent error in the information contained in the report. To enhance transparency we have incorporated a Disclosure of Interest Statement in this document. This should however not be treated as endorsement of the views expressed in the report.

You are also requested to refer to the disclaimer (which is deemed to be part and parcel and is applicable to this research report as well) : <http://www.investmentz.com/disclaimer>